

## Cataract Surgery information

---

Patient name :

Cataract surgery is a very common surgical procedure and 98% of patients who have surgery have no problems. As with any medical procedure there are risks of potential problems as a result of the surgery. These include the following risks – please tick the box to show you understand. In a private healthcare setting you are free to choose your surgeon. Your chosen surgeon will be able to discuss the risks further with you.

Rupture of the lens capsule (1 in 50 cases)

Worse vision (1 in 100 cases)

Further Surgery (1 in 200 cases)

Infection (1 in 1000 cases)

Total Vision loss (1 in 1000 cases)

Detached Retina

Bleeding

Dropped Nucleus

Need for glasses (including refractive surprise)

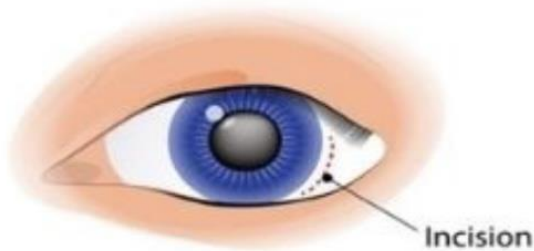
Corneal Problems (including persisting oedema requiring graft)

Macula Problems (including persisting cystoid macular oedema)

Comments

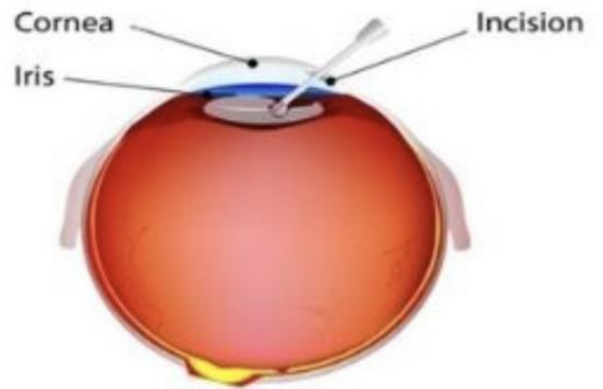
# CATARACT SURGERY

**Eye with cataract**

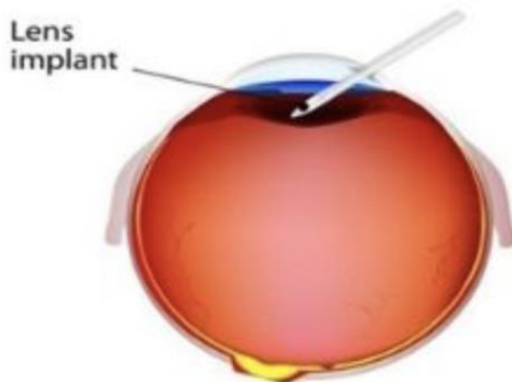


Lens implant 

**1. The diseased lens is pulled out**



**2. Implant inserted**



**3. Lens implanted into position**

